

RESOLUTION NO. 892

A RESOLUTION adopting new salary ranges for employees of the City of Camas by implementing cost of living adjustments.

WHEREAS, Section 2.64.020 of the Camas Municipal Code requires the Council to adopt a resolution establishing a pay schedule showing salary ranges for officers and employees of the City, and

WHEREAS, the City has entered into labor contracts with the various bargaining units for City employees which provide for a cost of living adjustment to be implemented in January of 2000, and

WHEREAS, the City desires to adopt a cost of living adjustment for both represented and non-represented employees,

NOW, THEREFORE, THE COUNCIL OF THE CITY OF CAMAS DO RESOLVE AS FOLLOWS:

Section I

The schedule attached hereto as Exhibit "A" and by this reference incorporated herein is hereby adopted as the salary ranges for members of Local 11 and for non-represented employees.

Section II

The schedule attached hereto as Exhibit "B" and by this reference incorporated herein is hereby adopted as the salary ranges for police officers.

Section III

The schedule attached hereto as Exhibit "C" and by this reference incorporated herein is hereby adopted as the salary ranges for police sergeants.

Section IV

The schedule attached hereto as Exhibit "D" and by this reference incorporated herein is hereby adopted as the salary ranges for members of AFSCME.

Section V

The schedule attached hereto as Exhibit "E" and by this reference incorporated herein is hereby adopted as the salary ranges for the Deputy Fire Marshal, the Fire Captain, and the Paramedic Captain.


Section VI

The schedule attached hereto as Exhibit "F" and by this reference incorporated herein is hereby adopted as the salary ranges for firefighters and firefighters/paramedics.


Section VII

The salary range schedules adopted by this resolution shall be effective as of January 1, 2000.

PASSED by the Council and APPROVED by the Mayor this 24th day of January, 2000.


SIGNED: 

Mayor

ATTEST: 

Clerk

APPROVED as to form:



City Attorney

CITY OF CAMAS, WASHINGTON

SALARY RANGES (2080 HOURS) NON-REPRESENTED – LOCAL #11

2000

ANNUAL	60	94,540.67	50	70,347.14	40	52,344.88	30	38,949.50	20	28,982.09	10	21,565.40
MONTH		7,878.39		5,862.26		4,362.07		3,245.79		2,415.17		1,797.12
HOUR		45.45		33.82		25.17		18.73		13.93		10.37
ANNUAL	59	91,787.06	49	68,298.19	39	50,820.27	29	37,815.05	19	28,137.95	9	20,937.28
MONTH		7,648.92		5,691.52		4,235.02		3,151.25		2,344.83		1,744.77
HOUR		44.13		32.84		24.43		18.18		13.53		10.07
ANNUAL	58	89,113.65	48	66,308.92	38	49,340.07	28	36,713.64	18	27,318.40	8	20,327.45
MONTH		7,426.14		5,525.74		4,111.67		3,059.47		2,276.53		1,693.95
HOUR		42.84		31.88		23.72		17.65		13.13		9.77
ANNUAL	57	86,518.10	47	64,377.59	37	47,902.98	27	35,644.31	17	26,522.72	7	19,735.39
MONTH		7,209.84		5,364.80		3,991.91		2,970.36		2,210.23		1,644.62
HOUR		41.60		30.95		23.03		17.14		12.75		9.49
ANNUAL	56	83,998.16	46	62,502.52	36	46,507.74	26	34,606.13	16	25,750.21	6	19,160.57
MONTH		6,999.85		5,208.54		3,875.65		2,883.84		2,145.85		1,596.71
HOUR		40.38		30.05		22.36		16.64		12.38		9.21
ANNUAL	55	81,551.61	45	60,682.06	35	45,153.15	25	33,598.18	15	25,000.20	5	18,602.50
MONTH		6,795.97		5,056.84		3,762.76		2,799.85		2,083.35		1,550.21
HOUR		39.21		29.17		21.71		16.15		12.02		8.94
ANNUAL	54	79,176.32	44	58,914.62	34	43,838.01	24	32,619.60	14	24,272.04	4	18,060.68
MONTH		6,598.03		4,909.55		3,653.17		2,718.30		2,022.67		1,505.06
HOUR		38.07		28.32		21.08		15.68		11.67		8.68
ANNUAL	53	76,870.21	43	57,198.66	33	42,561.17	23	31,669.51	13	23,565.09	3	17,534.64
MONTH		6,405.85		4,766.55		3,546.76		2,639.13		1,963.76		1,461.22
HOUR		36.96		27.50		20.46		15.23		11.33		8.43
ANNUAL	52	74,631.28	42	55,532.68	32	41,321.53	22	30,747.10	12	22,878.73	2	17,023.92
MONTH		6,219.27		4,627.72		3,443.46		2,562.26		1,906.56		1,418.66
HOUR		35.88		26.70		19.87		14.78		11.00		8.18
ANNUAL	51	72,457.55	41	53,915.22	31	40,117.99	21	29,851.55	11	22,212.36	1	16,528.08
MONTH		6,038.13		4,492.94		3,343.17		2,487.63		1,851.03		1,377.34
HOUR		34.84		25.92		19.29		14.35		10.68		7.95

EXHIBIT "A"

CITY OF CAMAS

SALARY RANGES (2080 HOURS)

POLICE (REG FORCE)

2000

ANNUAL 60	98,231.44	50	73,093.42	40	54,388.37	30	40,470.05	20	30,113.52	10	22,407.29
MONTH	8,185.95		6,091.12		4,532.36		3,372.50		2,509.46		1,867.27
HOUR	47.23		35.14		26.15		19.46		14.48		10.77
ANNUAL 59	95,370.33	49	70,964.48	39	52,804.24	29	39,291.31	19	29,236.43	9	21,754.65
MONTH	7,947.53		5,913.71		4,400.35		3,274.28		2,436.37		1,812.89
HOUR	45.85		34.12		25.39		18.89		14.06		10.46
ANNUAL 58	92,592.56	48	68,897.56	38	51,266.25	28	38,146.91	18	28,384.88	8	21,121.02
MONTH	7,716.05		5,741.46		4,272.19		3,178.91		2,365.41		1,760.08
HOUR	44.52		33.12		24.65		18.34		13.65		10.15
ANNUAL 57	89,895.68	47	66,890.83	37	49,773.06	27	37,035.83	17	27,558.14	7	20,505.84
MONTH	7,491.31		5,574.24		4,147.76		3,086.32		2,296.51		1,708.82
HOUR	43.22		32.16		23.93		17.81		13.25		9.86
ANNUAL 56	87,277.36	46	64,942.56	36	48,323.36	26	35,957.12	16	26,755.47	6	19,908.58
MONTH	7,273.11		5,411.88		4,026.95		2,996.43		2,229.62		1,659.05
HOUR	41.96		31.22		23.23		17.29		12.86		9.57
ANNUAL 55	84,735.30	45	63,051.02	35	46,915.88	25	34,909.82	15	25,976.19	5	19,328.72
MONTH	7,061.28		5,254.25		3,909.66		2,909.15		2,164.68		1,610.73
HOUR	40.74		30.31		22.56		16.78		12.49		9.29
ANNUAL 54	82,267.29	44	61,214.59	34	45,549.40	24	33,893.03	14	25,219.60	4	18,765.75
MONTH	6,855.61		5,101.22		3,795.78		2,824.42		2,101.63		1,563.81
HOUR	39.55		29.43		21.90		16.29		12.12		9.02
ANNUAL 53	79,871.15	43	59,431.64	33	44,222.72	23	32,905.86	13	24,485.05	3	18,219.18
MONTH	6,655.93		4,952.64		3,685.23		2,742.15		2,040.42		1,518.26
HOUR	38.40		28.57		21.26		15.82		11.77		8.76
ANNUAL 52	77,544.81	42	57,700.62	32	42,934.68	22	31,947.43	12	23,771.89	2	17,688.52
MONTH	6,462.07		4,808.38		3,577.89		2,662.29		1,980.99		1,474.04
HOUR	37.28		27.74		20.64		15.36		11.43		8.50
ANNUAL 51	75,286.22	41	56,020.02	31	41,684.16	21	31,016.93	11	23,079.51	1	17,173.32
MONTH	6,273.85		4,668.33		3,473.68		2,584.74		1,923.29		1,431.11
HOUR	36.20		26.93		20.04		14.91		11.10		8.26

EXHIBIT "B"

CITY OF CAMAS, WASHINGTON

SALARY RANGES (2080 HOURS)

POLICE (SGT'S)

2000

ANNUAL	60	100,206.22	50	74,562.84	40	55,481.75	30	41,283.63	20	30,718.90	10	22,857.75
MONTH		8,350.52		6,213.57		4,623.48		3,440.30		2,559.91		1,904.81
HOUR		48.18		35.85		26.67		19.85		14.77		10.99
ANNUAL	59	97,287.59	49	72,391.10	39	53,865.78	29	40,081.20	19	29,824.18	9	22,191.99
MONTH		8,107.30		6,032.59		4,488.81		3,340.10		2,485.35		1,849.33
HOUR		46.77		34.80		25.90		19.27		14.34		10.67
ANNUAL	58	94,453.97	48	70,282.62	38	52,296.87	28	38,913.78	18	28,955.51	8	21,545.62
MONTH		7,871.16		5,856.89		4,358.07		3,242.82		2,412.96		1,795.47
HOUR		45.41		33.79		25.14		18.71		13.92		10.36
ANNUAL	57	91,702.88	47	68,235.56	37	50,773.66	27	37,780.37	17	28,112.15	7	20,918.08
MONTH		7,641.91		5,686.30		4,231.14		3,148.36		2,342.68		1,743.17
HOUR		44.09		32.81		24.41		18.16		13.52		10.06
ANNUAL	56	89,031.93	46	66,248.11	36	49,294.82	26	36,679.97	16	27,293.35	6	20,308.81
MONTH		7,419.33		5,520.68		4,107.90		3,056.66		2,274.45		1,692.40
HOUR		42.80		31.85		23.70		17.63		13.12		9.76
ANNUAL	55	86,438.76	45	64,318.56	35	47,859.05	25	35,611.63	15	26,498.39	5	19,717.29
MONTH		7,203.23		5,359.88		3,988.25		2,967.64		2,208.20		1,643.11
HOUR		41.56		30.92		23.01		17.12		12.74		9.48
ANNUAL	54	83,921.13	44	62,445.20	34	46,465.09	24	34,574.39	14	25,726.60	4	19,143.00
MONTH		6,993.43		5,203.77		3,872.09		2,881.20		2,143.88		1,595.25
HOUR		40.35		30.02		22.34		16.62		12.37		9.20
ANNUAL	53	81,476.82	43	60,626.41	33	45,111.74	23	33,567.37	13	24,977.28	3	18,585.44
MONTH		6,789.74		5,052.20		3,759.31		2,797.28		2,081.44		1,548.79
HOUR		39.17		29.15		21.69		16.14		12.01		8.94
ANNUAL	52	79,103.71	42	58,860.59	32	43,797.81	22	32,589.68	12	24,249.78	2	18,044.12
MONTH		6,591.98		4,905.05		3,649.82		2,715.81		2,020.82		1,503.68
HOUR		38.03		28.30		21.06		15.67		11.66		8.68
ANNUAL	51	76,799.72	41	57,146.20	31	42,522.14	21	31,640.47	11	23,543.48	1	17,518.56
MONTH		6,399.98		4,762.18		3,543.51		2,636.71		1,961.96		1,459.88
HOUR		36.92		27.47		20.44		15.21		11.32		8.42

EXHIBIT "C"

CITY OF CAMAS, WASHINGTON

SALARY RANGES (2080 HOURS)

AFSCME

2000

ANNUAL	60	95,756.97	50	71,252.18	40	53,018.31	30	39,450.60	20	29,354.95	10	21,842.84
MONTH		7,979.75		5,937.68		4,418.19		3,287.55		2,446.25		1,820.24
HOUR		46.04		34.26		25.49		18.97		14.11		10.50
ANNUAL	59	92,967.93	49	69,176.87	39	51,474.09	29	38,301.56	19	28,499.96	9	21,206.64
MONTH		7,747.33		5,764.74		4,289.51		3,191.80		2,375.00		1,767.22
HOUR		44.70		33.26		24.75		18.41		13.70		10.20
ANNUAL	58	90,260.13	48	67,162.01	38	49,974.84	28	37,185.98	18	27,669.86	8	20,588.97
MONTH		7,521.68		5,596.83		4,164.57		3,098.83		2,305.82		1,715.75
HOUR		43.39		32.29		24.03		17.88		13.30		9.90
ANNUAL	57	87,631.19	47	65,205.84	37	48,519.27	27	36,102.89	17	26,863.94	7	19,989.30
MONTH		7,302.60		5,433.82		4,043.27		3,008.57		2,238.66		1,665.77
HOUR		42.13		31.35		23.33		17.36		12.92		9.61
ANNUAL	56	85,078.83	46	63,306.64	36	47,106.08	26	35,051.35	16	26,081.50	6	19,407.08
MONTH		7,089.90		5,275.55		3,925.51		2,920.95		2,173.46		1,617.26
HOUR		40.90		30.44		22.65		16.85		12.54		9.33
ANNUAL	55	82,600.80	45	61,462.75	35	45,734.06	25	34,030.44	15	25,321.84	5	18,841.83
MONTH		6,883.40		5,121.90		3,811.17		2,835.87		2,110.15		1,570.15
HOUR		39.71		29.55		21.99		16.36		12.17		9.06
ANNUAL	54	80,194.95	44	59,672.58	34	44,402.00	24	33,039.26	14	24,584.31	4	18,293.04
MONTH		6,682.91		4,972.71		3,700.17		2,753.27		2,048.69		1,524.42
HOUR		38.56		28.69		21.35		15.88		11.82		8.79
ANNUAL	53	77,859.18	43	57,934.54	33	43,108.74	23	32,076.95	13	23,868.26	3	17,760.23
MONTH		6,488.26		4,827.88		3,592.39		2,673.08		1,989.02		1,480.02
HOUR		37.43		27.85		20.73		15.42		11.48		8.54
ANNUAL	52	75,591.44	42	56,247.13	32	41,853.15	22	31,142.67	12	23,173.07	2	17,242.94
MONTH		6,299.29		4,687.26		3,487.76		2,595.22		1,931.09		1,436.91
HOUR		36.34		27.04		20.12		14.97		11.14		8.29
ANNUAL	51	73,389.74	41	54,608.86	31	40,634.12	21	30,235.60	11	22,498.13	1	16,740.72
MONTH		6,115.81		4,550.74		3,386.18		2,519.63		1,874.84		1,395.06
HOUR		35.28		26.25		19.54		14.54		10.82		8.05

EXHIBIT "D"

CITY OF CAMAS

FIRE DEPARTMENT SALARY CHART

2000 - 5%

FIRE									
5%	Dep Fire Marshal	34-40							
5%	Fire Captain	34-40							
	ANNUAL	40	57,120.53	37	52,273.38	34	47,837.55	31	43,778.13
	MONTH		4,760.04		4,356.11		3,986.46		3,648.18
	HOUR		22.88		20.94		19.17		17.54
	ANNUAL	39	55,456.83	36	50,750.85	33	46,444.22	30	42,503.04
	MONTH		4,621.40		4,229.24		3,870.35		3,541.92
	HOUR		22.22		20.33		18.61		17.03
	ANNUAL	38	53,841.58	35	49,272.67	32	45,091.48		
	MONTH		4,486.80		4,106.06		3,757.62		
	HOUR		21.57		19.74		18.07		
EMS									
5%	Paramedic Captain	37-43							
	ANNUAL	43	60,022.42	40	54,929.02	37	50,267.83	34	46,002.19
	MONTH		5,001.87		4,577.42		4,188.99		3,833.52
	HOUR		24.05		22.01		20.14		18.43
	ANNUAL	42	58,274.20	39	53,329.15	36	48,803.72	33	44,662.32
	MONTH		4,856.18		4,444.10		4,066.98		3,721.86
	HOUR		23.35		21.37		19.55		17.89
	ANNUAL	41	56,576.89	38	51,775.87	35	47,382.26		
	MONTH		4,714.74		4,314.66		3,948.52		
	HOUR		22.67		20.74		18.98		

EXHIBIT "E"

COLA: 5% - Cpts Deputy Fire Marshals

CITY OF CAMAS

FIRE DEPARTMENT SALARY CHART

2000 - 4%

FIRE									
4%	FireFighter		30-36						
	ANNUAL	40	56,576.57	37	51,775.57	34	47,381.99	31	43,361.23
	MONTH		4,714.71		4,314.63		3,948.50		3,613.44
	HOUR		22.67		20.74		18.98		17.37
	ANNUAL	39	54,928.71	36	50,267.55	33	46,001.93	30	42,098.28
	MONTH		4,577.39		4,188.96		3,833.49		3,508.19
	HOUR		22.01		20.14		18.43		16.87
	ANNUAL	38	53,328.84	35	48,803.44	32	44,662.07		
	MONTH		4,444.07		4,066.95		3,721.84		
	HOUR		21.37		19.55		17.89		
EMS									
4%	Firefighter/Paramedic		33-39						
	ANNUAL	43	59,450.88	40	54,405.98	37	49,789.18	34	45,564.15
	MONTH		4,954.24		4,533.83		4,149.10		3,797.01
	HOUR		23.82		21.80		19.95		18.25
	ANNUAL	42	57,719.30	39	52,821.34	36	48,339.01	33	44,237.04
	MONTH		4,809.94		4,401.78		4,028.25		3,686.42
	HOUR		23.12		21.16		19.37		17.72
	ANNUAL	41	56,038.16	38	51,282.85	35	46,931.08		
	MONTH		4,669.85		4,273.57		3,910.92		
	HOUR		22.45		20.55		18.80		

EXHIBIT "F"

COLA: 4% - Firefighters and Firefighter/Paramedics