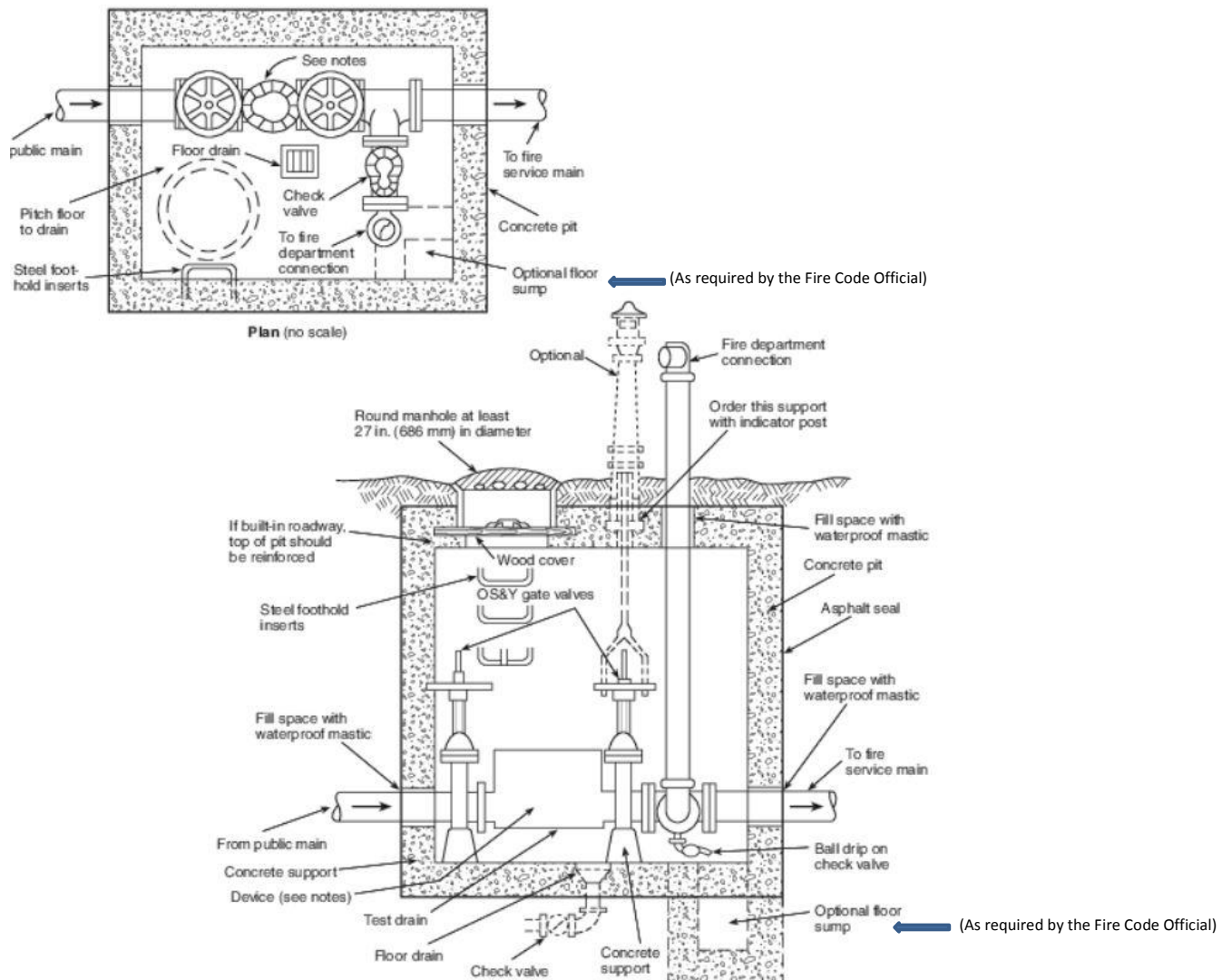




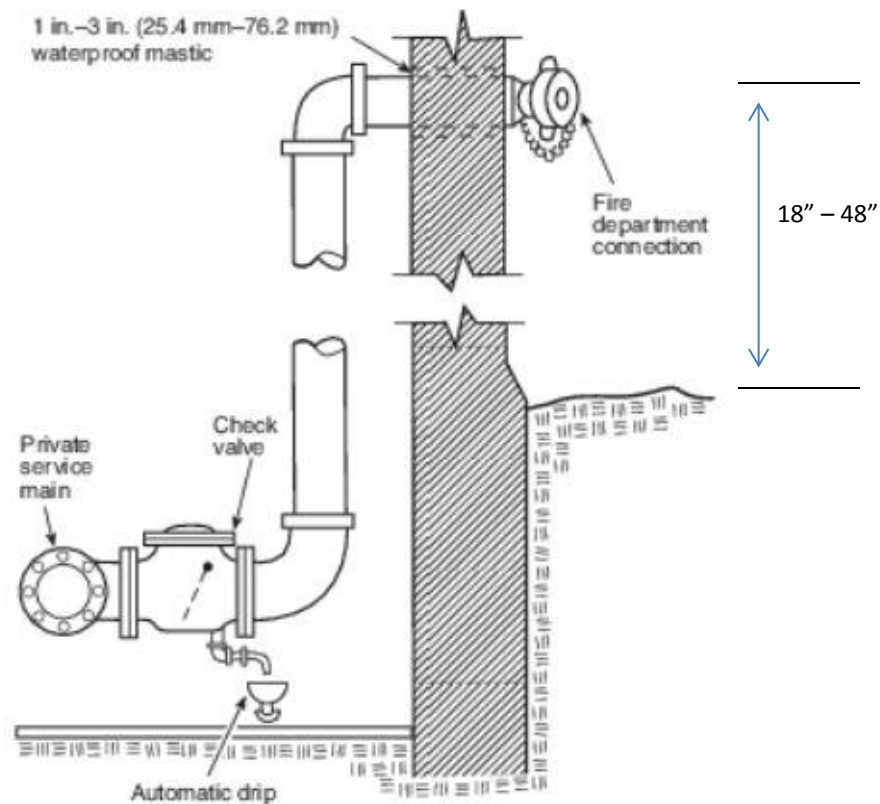
Fire Department Connection and PIV Details

Fire Department Connection (FDC) - Vault Detail



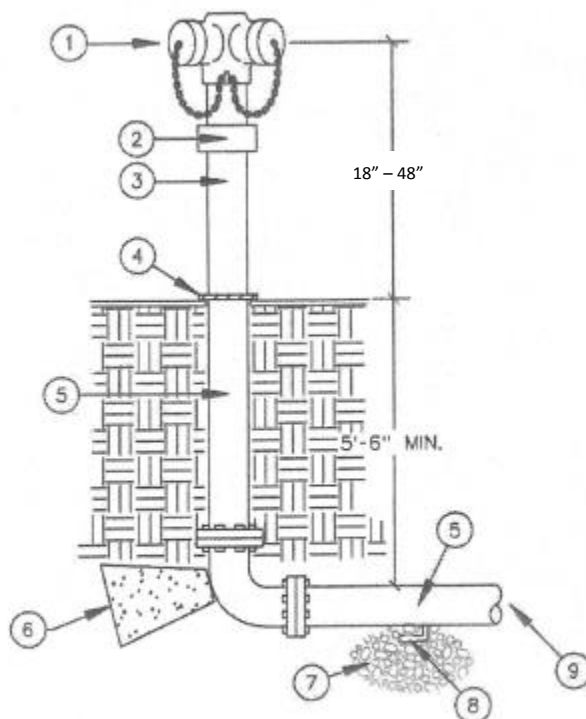


## Fire Department Connection (FDC) - Wall Mount Detail





## Fire Department Connection (FDC) – Free Standing Detail



### LEGEND

- ① FREE STANDING FIRE DEPARTMENT CONNECTION WITH KNOX CAPS.
- ② IDENTIFICATION NAME PLATE.
- ③ 4" SCHEDULE 40 GALVANIZED PIPE.
- ④ CORROSION RESISTANT ESCUTCHEON.
- ⑤ 4" GALVANIZED PIPING BURIED BELOW GRADE TO BE TARRED AND WRAPPED.
- ⑥ CEMENT THRUST BLOCK TO BE SIZED PER NFPA #24.
- ⑦ GRAVEL DRAIN FIELD TO BE SIZED TO ADEQUATELY ACCOMMODATE DRAINAGE.
- ⑧ AUTOMATIC BALL DRIP DRAIN VALVE LOCATED AT LOWEST POINT IN PIPING.
- ⑨ RUN 4" GALVANIZED PIPING INTO BUILDING BELOW FOOTING AND UP THROUGH FLOOR. DO NOT RUN EXPOSED OUT THROUGH WALL.

FREE STANDING FIRE  
DEPARTMENT CONNECTION  
NO SCALE



## Post Indicator Valve (PIV) - Detail

